

Scaled data based on original data using
LM-79-08 Approved Method: Electrical and Photometric Measurements of Solid-
State Lighting Products

Test Report Prepared for
Cooper Lighting Solutions
(formerly Eaton)

Brand: STREETWORKS

Report Number: P316365

Luminaire Tested: **GAN-SA1C-722-U-5WQ**

Issue Date: 3/3/2020

Test Information

Test Method: LM-79-08
Report Number: P316365
TEST IS SCALED FROM IESNA LM-79-08 TEST DATA (G2-1903-205-2)
Test Lab: INNOVATION CENTER
Issue Date: 3/3/2020
Manufacturer: COOPER LIGHTING SOLUTIONS (FORMERLY EATON)
Product Line: STREETWORKS
Catalog Number: GAN-SA1C-722-U-5WQ
Description: GALLEON AREA AND ROADWAY LUMINAIRE
(1) 70 CRI, 2200K, 1050mA LIGHTSQUARE WITH 16 LEDS AND TYPE V WIDE OPTICS
Light Source: -
Ballast/Driver: ELECTRONIC DRIVER

Summary

Lumens per Lamp: N/A
Luminaire Lumens: 5734 lumens
Efficiency: N/A
Efficacy: 97.2 lumens/watt
Luminous Opening: Rectangular (W 0.5' x L: 0.5' x H: 0')
IES Classification: Type V - Short
BUG Rating: B3 - U0 - G1

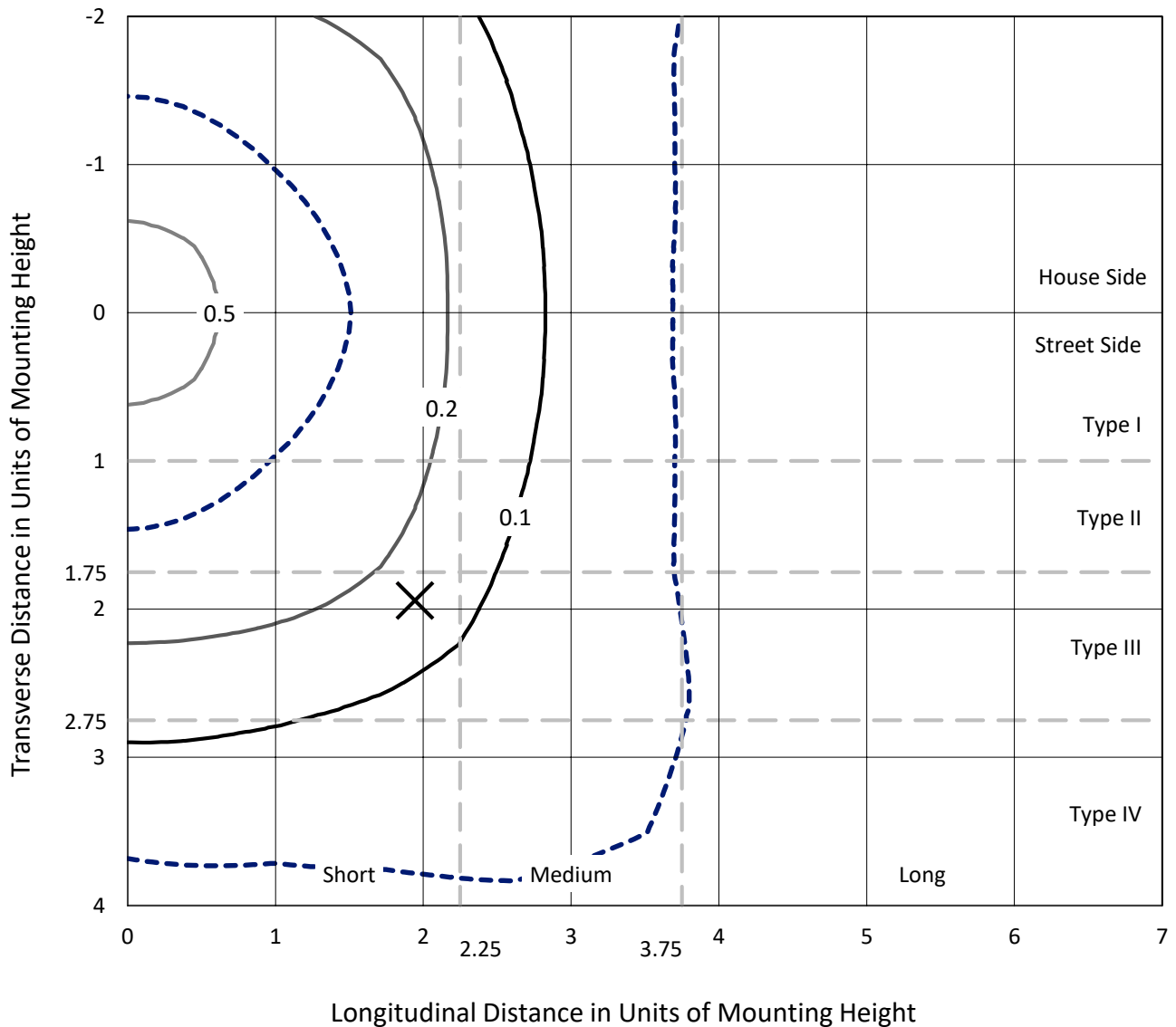
Input Watts (W): 59
Input Voltage (V): NR
Input Current (Ain): NR
Voltage Rise (V): NR
Power Factor: NR
Total Harmonic Distortion (THDi): NR
Frequency (hertz): 60
Stabilization Time: NR
Operation Time: NR
Ambient Temperature (°C): NR
Test Distance: 24 FT



REPORT NUMBER: P316365
 CATALOG NUMBER: GAN-SA1C-722-U-5WQ

Iso-Footcandle Lines of Horizontal Illumination

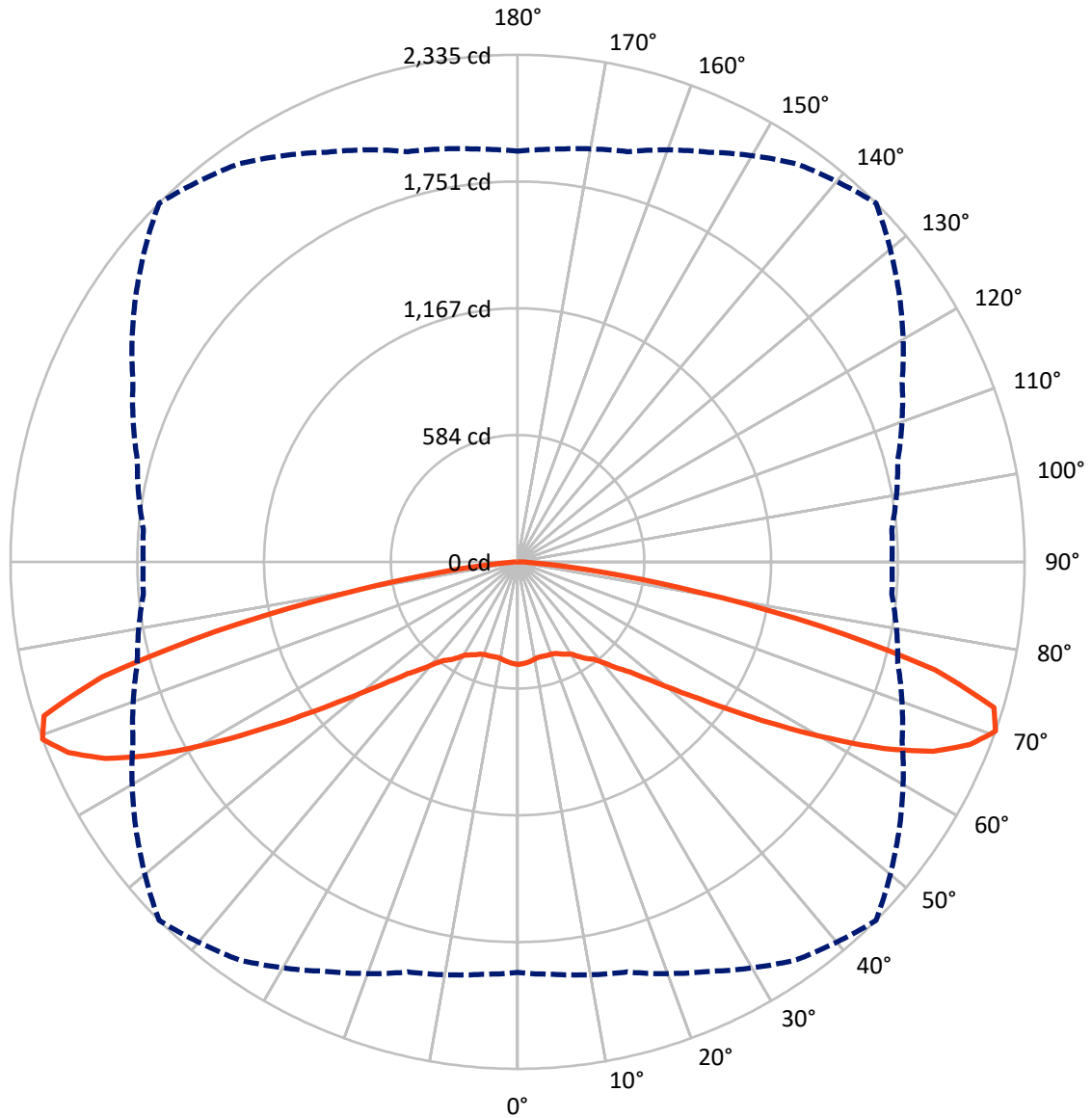
✕ Max cd
 - - - 1/2 Max cd



Based on 25 foot mounting height. Maximum calculated value = 0.8 fc
 Type V - Short - N/A

REPORT NUMBER: P316365
CATALOG NUMBER: GAN-SA1C-722-U-5WQ

Luminous Intensity Polar Plot



— Vertical Plane Through 45-Deg Lateral - - - Horizontal Cone Through 70-Deg Vertical

REPORT NUMBER: P316365
 CATALOG NUMBER: GAN-SA1C-722-U-5WQ

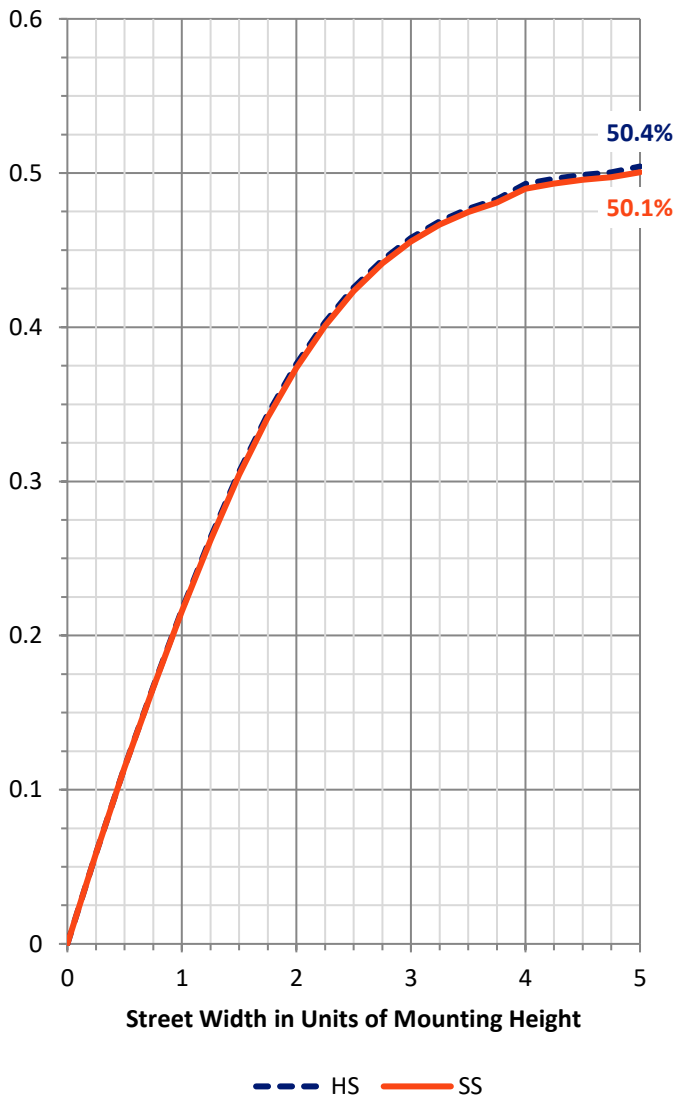
FLUX DISTRIBUTION:

		Downward	Upward	Total
House Side	Lumens	2867.0	0.0	2867.0
	% Fixture	50.0	0.0	50.0
Street Side	Lumens	2867.0	0.0	2867.0
	% Fixture	50.0	0.0	50.0
Total	Lumens	5734.0	0.0	5734.0
	% Fixture	100.0	0.0	100.0

Coefficient of Utilization

ZONAL LUMENS:

Zone	Lumens	% Fixture
0°-10°	44.0	0.8
10°-20°	128.7	2.2
20°-30°	219.3	3.8
30°-40°	342.7	6.0
40°-50°	580.9	10.1
50°-60°	1059.3	18.5
60°-70°	1823.6	31.8
70°-80°	1429.4	24.9
80°-90°	106.0	1.8
90°-100°	0.0	0.0
100°-110°	0.0	0.0
110°-120°	0.0	0.0
120°-130°	0.0	0.0
130°-140°	0.0	0.0
140°-150°	0.0	0.0
150°-160°	0.0	0.0
160°-170°	0.0	0.0
170°-180°	0.0	0.0
0°-90°	5734.0	100.0
0°-180°	5734.0	100.0



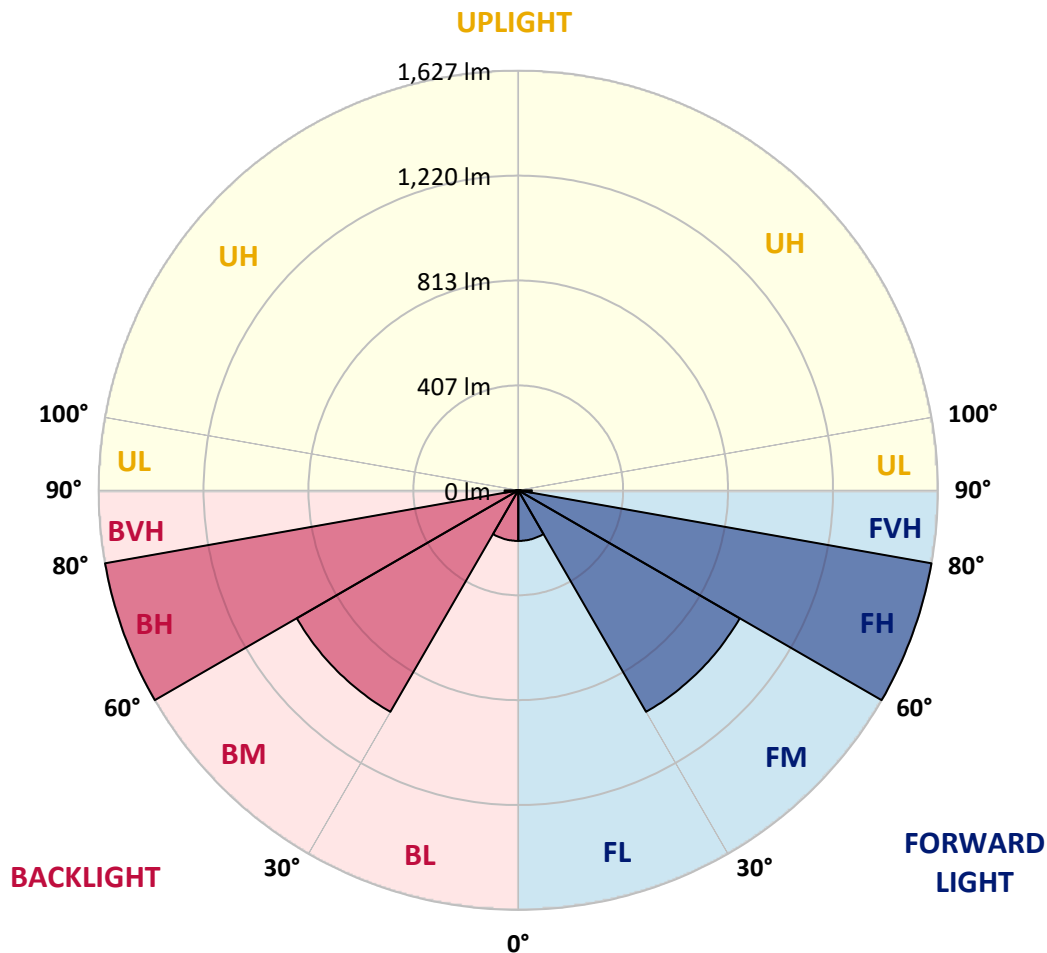
REPORT NUMBER: P316365
 CATALOG NUMBER: GAN-SA1C-722-U-5WQ

LUMINAIRE CLASSIFICATION SYSTEM LUMEN TABLE AND BUG RATING:

Zone	Lumens	% Fixture	Zone Rating/Lumen Limit		
			B	U	G
FL (0°-30°)	196.0	3.4			
FM (30°-60°)	991.5	17.3			
FH (60°-80°)	1626.5	28.4			G1/1800
FVH (80°-90°)	53.0	0.9			G1/100
BL (0°-30°)	196.0	3.4	B1/500		
BM (30°-60°)	991.5	17.3	B1/1000		
BH (60°-80°)	1626.5	28.4	B3/2500		G1/1800
BVH (80°-90°)	53.0	0.9			G1/100
UL (90°-100°)	0.0	0.0		U0/0	
UH (100°-180°)	0.0	0.0		U0/0	

BUG Rating: B3-U0-G1

Type V Short





REPORT NUMBER: P316365
 CATALOG NUMBER: GAN-SA1C-722-U-5WQ

CANDELA DISTRIBUTION (FULL):

	0°	5°	15°	25°	35°	45°	55°	65°	75°	85°	90°
0°	471.9	471.9	471.9	471.9	471.9	471.9	471.9	471.9	471.9	471.9	471.9
2.5°	469.8	470.4	469.8	470.2	469.3	469.6	469.6	469.6	469.4	469.6	469.3
5°	465.6	466.0	465.3	465.6	465.1	465.6	465.8	465.6	465.3	465.5	464.7
7.5°	459.4	459.8	459.2	459.8	459.0	460.0	459.8	459.2	458.6	458.6	457.9
10°	456.0	456.2	454.6	454.1	452.4	452.8	453.3	453.9	454.5	455.6	455.4
12.5°	456.2	456.2	453.9	451.4	449.0	449.5	450.5	452.6	454.8	456.9	457.1
15°	458.1	457.9	454.5	450.5	448.8	450.5	451.0	452.4	456.0	459.6	459.8
17.5°	459.4	459.4	454.1	449.5	449.3	452.0	451.8	452.4	456.4	461.7	461.9
20°	461.9	461.9	455.0	450.1	450.1	452.9	453.1	454.1	458.1	463.9	464.9
22.5°	467.4	467.5	460.3	456.4	456.7	458.4	459.0	460.5	464.1	470.6	471.7
25°	475.1	475.5	468.1	465.8	467.2	470.4	470.0	471.2	475.1	481.4	482.5
27.5°	485.9	485.0	478.2	477.2	478.5	480.8	480.6	480.8	484.0	489.7	491.1
30°	500.0	499.6	494.7	495.2	494.7	493.9	494.1	495.6	497.3	501.9	503.2
32.5°	513.6	514.0	511.0	513.8	518.0	520.8	516.5	512.3	510.4	512.9	514.0
35°	538.3	539.2	534.5	532.6	538.3	546.6	534.3	527.5	531.3	534.5	535.4
37.5°	580.2	580.8	572.8	565.2	561.1	569.0	556.7	557.3	570.5	576.6	576.4
40°	628.0	628.2	622.9	616.3	609.0	610.9	606.0	607.5	616.3	621.8	623.3
42.5°	684.9	684.3	676.0	666.5	664.4	666.3	658.0	656.8	666.9	676.8	676.9
45°	758.7	757.4	746.6	736.1	726.1	721.9	719.8	725.3	739.2	748.3	748.5
47.5°	838.2	834.6	828.9	820.5	811.8	807.6	804.2	806.9	816.9	820.5	820.9
50°	919.9	920.7	921.8	918.6	915.4	914.0	905.1	900.0	903.0	896.4	895.5
52.5°	1016.8	1018.4	1029.4	1038.7	1044.2	1047.0	1030.1	1012.5	1002.6	989.7	985.9
55°	1131.2	1133.7	1149.8	1175.6	1202.2	1216.2	1185.7	1152.6	1122.1	1098.0	1090.2
57.5°	1258.7	1263.0	1285.2	1334.7	1389.2	1422.4	1370.8	1310.8	1251.8	1217.1	1211.1
60°	1408.1	1412.3	1443.0	1514.0	1602.2	1652.1	1573.9	1475.9	1402.4	1369.3	1358.1
62.5°	1586.1	1586.4	1624.2	1707.1	1823.5	1892.9	1787.1	1656.0	1580.4	1540.3	1529.5
65°	1777.4	1778.4	1817.5	1907.0	2027.4	2102.9	1983.4	1846.9	1754.3	1695.3	1687.0
67.5°	1912.7	1916.7	1957.8	2065.6	2178.2	2246.3	2122.6	1968.2	1861.3	1790.9	1783.9
70°	1891.1	1906.6	1955.0	2080.7	2237.4	2334.5	2145.2	1953.8	1812.7	1729.6	1723.8
72.5°	1649.2	1679.0	1743.5	1908.5	2159.1	2292.8	2022.1	1749.9	1590.2	1519.5	1508.9
75°	1123.1	1171.4	1268.7	1506.8	1844.6	1985.1	1702.3	1395.2	1245.0	1147.1	1139.9
77.5°	500.7	511.7	635.0	909.1	1272.9	1425.6	1236.9	912.7	685.1	546.5	517.2
80°	139.6	141.3	188.5	338.6	637.1	837.6	684.0	355.6	199.9	140.9	132.8
82.5°	44.4	48.2	58.8	87.8	214.1	382.2	219.8	94.8	67.5	53.9	48.6
85°	21.6	21.4	29.8	35.7	54.6	84.6	58.2	44.0	38.5	25.6	23.1
87.5°	9.1	9.3	13.8	12.5	15.9	13.7	18.8	19.7	20.7	11.4	9.9
90°	0.0	0.0	0.0	0.0	0.0	0.0	0.0	0.0	0.0	0.0	0.0

(END OF REPORT)